



## Extra Fee Pro For Magento 2

**Magento 2 Extension  
User Guide**

## **Table of contents:**

<b>1. Configuration .....</b>	<b>1</b>
<b>2. Extra Fee Admin Grid .....</b>	<b>2</b>
<b>3. Add New Extra Fee - General .....</b>	<b>3</b>
<b>4. Add New Extra Fee - Fee Settings .....</b>	<b>4</b>
<b>5. Add New Extra Fee - Customer Group &amp; Store .....</b>	<b>5</b>
<b>6. Add New Extra Fee - Condition .....</b>	<b>6</b>
<b>7. Extra Fees On Shopping Cart Page .....</b>	<b>7</b>
<b>8. Extra Fees On Checkout Page .....</b>	<b>8</b>

# Configuration

## Stores -> Configuration -> MagePrince -> Extra Fee Pro

To configure extra fee pro extension settings please go to Stores->Configuration->MagePrince->ExtraFee Pro

Scope: Default Config ? Save Config

**GENERAL** ▼

**General Settings**

**MagePrince** ▲

Extra Fee Pro

**CATALOG** ▼

**SECURITY**

**CUSTOMERS**

**SALES** ▼

**MAGEPAL**

**YOTPO**

**DOTDIGITAL**

**ExtraFee Settings**

**Enabled** [store view] Yes ▼ Enable/Disable Extra Fees

**Totals Sort Order** [store view] 35 Checkout totals sort order : You can set sort order to show extra fees after or before subtotal, shipping, discount, tax.

**Calculate Tax** [store view] No Select Tax Class  Use system value

**Tax Class** [store view] Taxable Goods ▼  Use system value

**Display Extra Fee** [store view] Excluding Tax ▼  Use system value

**Enable/Disable Calculation tax of Extra**

**Display Type**

1. Excluding Tax
2. Including Tax
3. Including and Excluding Tax

# Extra Fee Admin Grid

Stores -> Extra Fee Pro -> Manage Extra Fee

The screenshot shows the 'Extra Fees' admin interface. On the left is a vertical sidebar with navigation icons for Dashboard, FAQ, Sales, Catalog, Customers, Marketing, Content, and Reports. The main content area has a title 'Extra Fees' and an 'Add New Fee' button. Below the button is a table with 3 records. Callouts provide instructions: 'Change status or delete multiple extra fees' points to the 'Actions' column; 'Filter extra fee' points to the 'Filters' button; and 'To add extra fees please go to Stores->Extra Fee Pro->Manage Extra Fee' points to the top navigation path.

**Extra Fees**

To add extra fees please go to Stores->Extra Fee Pro->Manage Extra Fee

Click here to add a new extra fee **Add New Fee**

Change status or delete multiple extra fees

Filter extra fee

Filters Default View Columns

Actions 3 records found 20 per page 1 of 1

ID	Name	Label	Fee Amount	Price Type	Status	Action
1	Sample Fee One	Sample Fee One	5.0000	Percentage Price	ENABLED	Select
2	Sample Fee Two	Sample Fee Two	2.0000	Fixed Price	ENABLED	Select
3	Sample Fee Three	Sample Fee Three	10.0000	Per row	ENABLED	Select

# Add New Extra Fee - General

Edit Fee: Other Fee

Click here to save extra fee

← Back    Reset    Save and Continue Edit    **Save**

**FEE INFORMATION**

- General
- Fee Settings
- Customer Group
- Conditions

**General**

Enabled  Yes  No

Name \*

Label \*

Sort Order

Description

Enable/Disable Extra Fee

Specify the name of extra fee

Specify the label of extra fee which will display on the cart, checkout, order, invoice, PDF etc...

Enter the description of extra fee. Description will be displayed on cart and checkout page

# Add New Extra Fee - Fee Settings

Edit Fee: Other Fee

🔍 🔔 👤 admin ▾

← Back    Reset    Save and Continue Edit    **Save**

## FEE INFORMATION

General ✎

**Fee Settings**

Customer Group & Store

Conditions

### Fee Settings

Set price for the extra fee

Fee Amount \* 2.0000

Price Type Percentage Price

Fixed Price And Percentage Price

Include Shipping In Subtotal Yes

Enable/Disable include shipping amount into subtotal

Include Discount In Subtotal Yes

Enable/Disable include discount amount into subtotal

# Add New Extra Fee - Customer Group & Store

Edit Fee: Other Fee

admin

Back Reset Save and Continue Edit Save

## FEE INFORMATION

General

Fee Settings

Customer Group & Store

Conditions

## Fee Settings

Store View \*

All Store Views

**Main Website**

**Main Website Store**

Default Store View

United State



Specify store views for which extra fee will be available

Customer Groups \*

NOT LOGGED IN

General

Wholesale

Retailer

Specify customer group for which extra fee will be available

# Add New Extra Fee - Conditions

Edit Fee: Other Fee

Search, Notifications, User: admin

← Back    Reset    Save and Continue Edit    **Save**

- FEE INFORMATION
- General
- Fee Settings
- Customer Group & Store
- Conditions**

### Conditions (don't add conditions if need all products)

If **ALL** of these conditions are **TRUE** :



- Please choose a condition to add.
- Please choose a condition to add.**
- Product attribute combination
- Products subselection
- Conditions combination
- Cart Attribute**
- Subtotal (Excl. Tax)
- Subtotal
- Total Items Quantity
- Total Weight
- Payment Method
- Shipping Method
- Shipping Postcode
- Shipping Region
- Shipping State/Province
- Shipping Country

Use conditions combination to create complex rules for extra fees to display. You can show extra fees based on product subselection and cart attribute.




# Extra Fees On Shopping Cart Page

Default welcome msg! [FAQ](#) [Sign In](#) or [Create an Account](#) [Default Store View Two](#) [USD - US Dollar](#)

[What's New](#) [Women](#) [Men](#) [Gear](#) [Training](#) [Sale](#)

## Shopping Cart

Item	Price	Qty	Subtotal
 Driven Backpack	\$36.00	<input type="text" value="1"/>	\$36.00

[Update Shopping Cart](#)

[Apply Discount Code](#)

**More Choices:**

### Summary

[Estimate Shipping and Tax](#)

Subtotal	\$36.00
Discount	-\$5.00
Shipping (Flat Rate - Fixed)	\$5.00
Sample Fee One	\$1.80
Sample Fee One Description	
Sample Fee Two	\$2.00
<b>Order Total</b>	<b>\$39.80</b>

[Proceed to Checkout](#)

[Check Out with Multiple Addresses](#)

Show extra fees on shopping cart page

# Extra Fees On Checkout Page

Default welcome msg! [FAQ](#) [Sign In](#) or [Create an Account](#) [Default Store View Two](#) [USD - US Dollar](#)

**LUMA**

Shipping  Review & Payments

### Payment Method

PayPal Express Checkout [What is PayPal?](#)

Check / Money order

My billing and shipping address are the same:

Prince Patel  
Test Test  
Test, test 98562  
United Arab Emirates  
9898989898

[Apply Discount Code](#)

[Place Order](#)

### Order Summary

Cart Subtotal	\$36.00
Discount	-\$5.00
Shipping Flat Rate - Fixed	\$5.00
Sample Fee One Sample Fee One Description	\$1.80
Sample Fee Two	\$2.00
<b>Order Total</b>	<b>\$39.80</b>

1 Item in Cart

Ship To:

Prince Patel

Show extra fees on  
Checkout page

# Thank you!

Should you have any questions or feature suggestions, please contact us at:

[contact@mageprince.com](mailto:contact@mageprince.com)